

Common Questions about D2L Brightspace

Questions that faculty might ask:

How will this save me time?

Brightspace has many features that can save faculty time, but some of the showstoppers include Doc Templates that we provide to quickly create engaging content, whether you're a power user or a first time user; Our Content Tool is the one stop shop for everything a faculty member needs to create and manage their course content and assessments; We provide robust student progress data with our Class Progress tool, which gives you a bird's eye view of your class's progress, with the ability to get granular with individual student data, and make it actionable with the power to email or instant message the student directly from that page; Intelligent Agents is our personalized automated messaging system which allows faculty to communicate with students at scale and support a personalized learning experience. Finally, faculty can make the most of their time with Quick Eval. It corrals unevaluated user submissions from across courses and tools (assignments, quizzes, and discussion topics) into one place, for faculty to easily find and prioritize.

How is my intellectual property protected?

Advanced administrative features provide customers with the ability to define and secure intellectual property and control granular permissions on data to any user within the institution accessing the Learning Repository. Additional support for Creative Commons attribution allows for quick and easy ways to identify learning objects that are openly available for reuse or remix.


Can you describe the onboarding and implementation process? Can you describe what kind of training and support you will provide?

We take pride in building lasting relationships with our customers and endeavor to ensure that every possible measure is taken to exceed expectations. After a full review with input from applicable stakeholders is complete, a full project plan is developed. Key considerations include detailed requirements gathering, establishing applicable roles and steering committee at the customer level, identifying crucial project members at D2L, research requirements to determine proper allocation of resources, preparation of agendas for meetings, reporting requirements, timelines, change order procedures, etc.

Talk about the learning curve. How long will it take me to learn this and incorporate the workflow into my curriculum planning

Brightspace is known as the easiest to use Learning Management System. We often see instructors and administrators have a very small learning curve due to their intuitiveness. One of the greatest strengths of Brightspace is the curriculum planning and course creation experience. Faculty can create their entire course from a single screen and drag-and-drop multiple files from their desktop into the LMS. Re-arranging or re-structuring your course is simple and done via drag-and-drop as well.

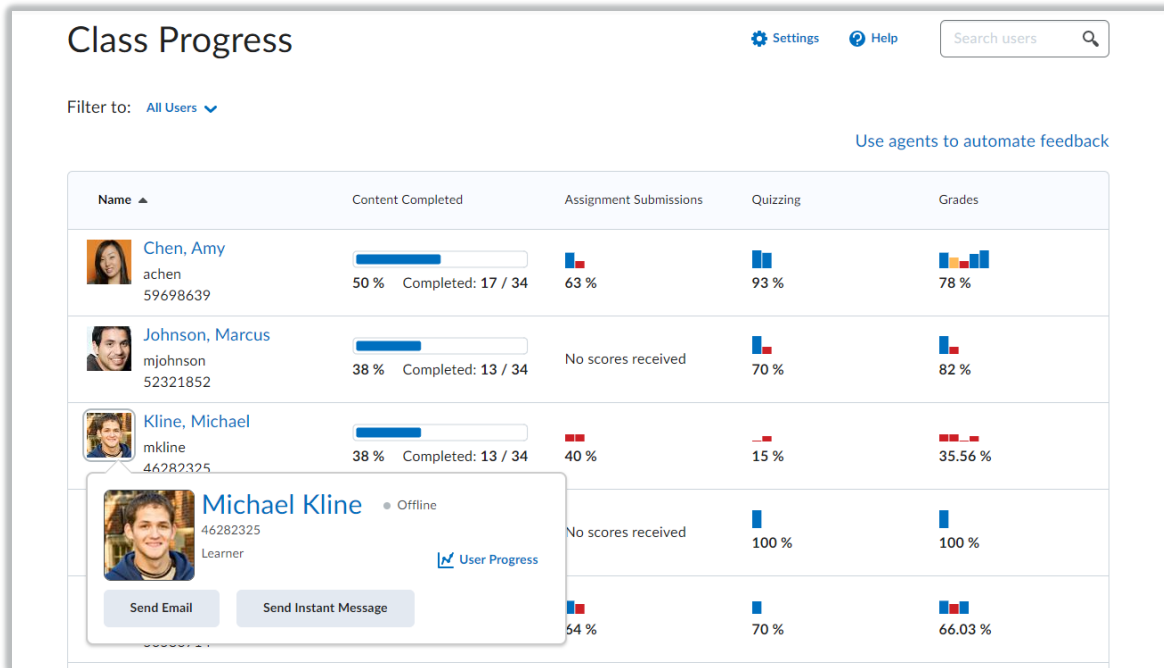
Does this LMS integrate with - Google workspace; Google classroom; Zoom; Qualtrics; LinkedIn Learning; Microsoft Office; Adobe CC; Ellucian Colleague?



Yes, Brightspace is fully LTI compliant and integrates with Gsuite, Zoom, Qualtrics, LinkedIn Learning, Microsoft Office/365, Adobe, and Ellucian colleague. If you have more integrations you'd like to search for, here is an extensive list of our partners called [Brightspace App Finder](#).

Please note that we have extensive integration capabilities and if you can't find a platform that you leverage on this site we'll look into it for you!

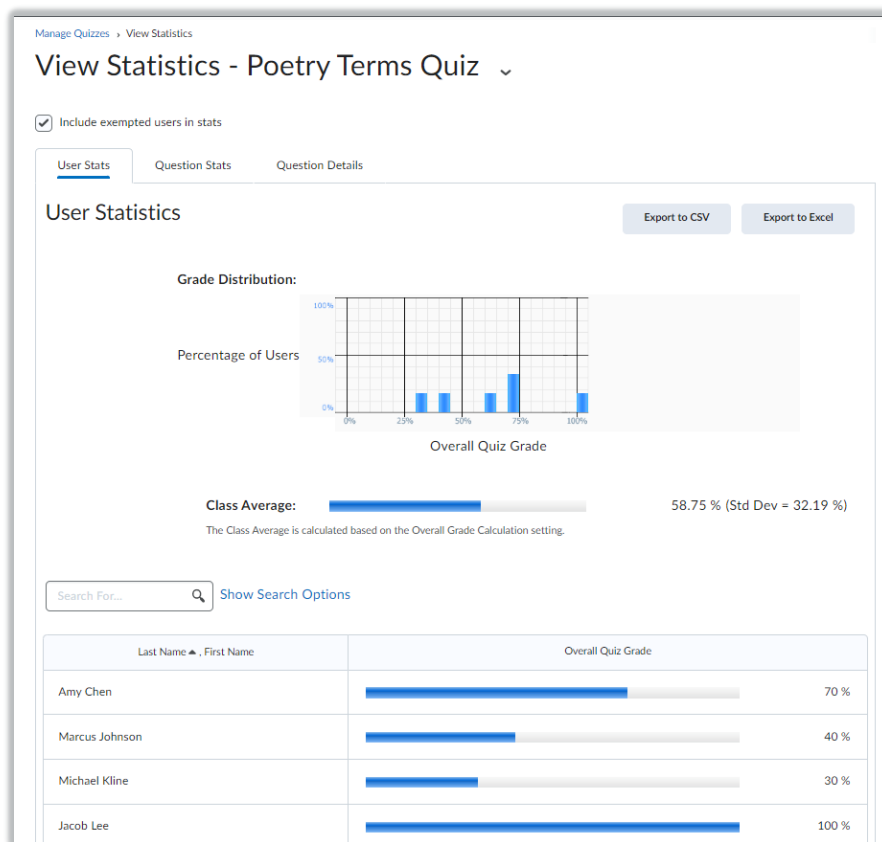
What kind of reporting tools does this LMS have that will help faculty?
 What kind of built in reports can faculty use right out of the box?



Class Progress Tool

To support faculty in pulling valuable data for their courses, inline tool reports can be generated for the following tools: Content, Competencies, Rubrics, Assignments, Discussions, Grades, Quizzes, Survey (self-assessment), and Class Progress. Our Class Progress tool is an incredible dashboard that faculty have access to in their courses that gives them a bird's eye view of how all the students in their course are progressing, removing the need to go searching through each student individually.

For example, inside the Quizzes tool faculty can access tool-specific reports and statistics to view statistics such as class averages based on individual tests. Statistics can even drill down to the individual question including how frequently wrong answers are selected. Many reports can be exported to a CSV file.



Quiz Statistics

Can we import existing classes & content?

Yes, we have our own migration tool to migrate courses in bulk or within the user interface.

How do classes get archived? Can I resurrect a class after it has been archived?

Yes, there are flexible options to archive and backup courses — individually or by term. Faculty and/or administrators can choose the method that works best for them whether that means making courses inactive or exporting components for use in subsequent courses. To resurrect a course, a popular method, used by many of our customers, is to simply make courses inactive. Inactive courses remain on the system, but users cannot use them for instruction. This does not impact the system's performance and allows authorized users immediate access to previous materials. Restoring inactive courses can be accomplished with one click. Finally, administrators can also archive one or multiple courses using the Data Purge tool, which allows them to choose which course tools are archived. The Data Purge tool exports in Bulk Copy Program (.bcp) format. The .bcp utility bulk copies data between an instance of Microsoft SQL Server and a data file in a user-specified format.

If I am the current "owner" of a class, can it be transferred to another teacher?

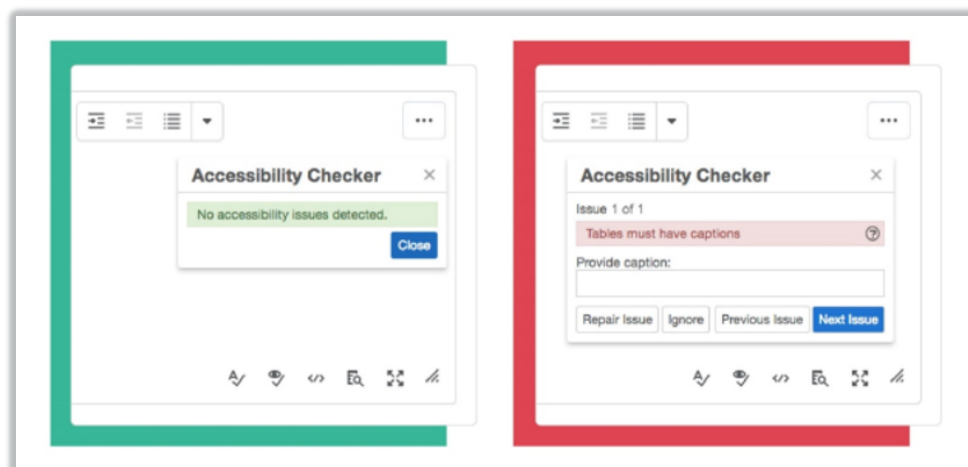
Yes, course material ownership is guided by enrollments - so if you are enrolled in that course and your role in that course has editing permission then you have ownership. So once that new faculty member is added they must be enrolled in the old faculty member's course if that is how you would like to "transfer ownership" of content

How does this LMS adapt to changes or developments in teaching practices?

D2L is known in the industry as being a true partner and has consistently demonstrated our ability to listen to clients and evolve Brightspace based on feedback. There are several avenues for GTC to provide feedback for product enhancements including the Product Idea Exchange, Advisory Groups, User Experience Research, Events and more. Brightspace operates on a continuous delivery model which ensures that every month, your LMS is upgraded with zero-downtime or maintenance window to the newest version release. However, we do not want to impose on the processes you have already created with our tools, so Institutions can opt in or out of new features that are rolled out.

What kind of accessibility features does this LMS have? * Please go to the main site and click accessibility for a deeper dive on our commitment to accessibility*

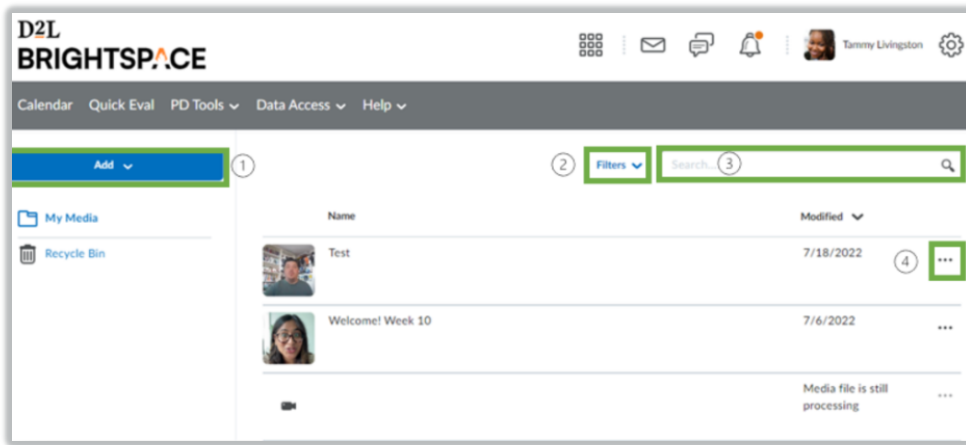
Brightspace is designed with Accessibility at its core to remove barriers to learning. Brightspace can be fully navigated by keyboard, accessibility preferences are easy to set, the interface can be scaled to 200%, all content templates are accessible, Brightspace prompts for all text with images, and we provide Auto-Captioning capabilities with our video and media creation tools. When it comes to ensuring the content that faculty create is fully accessible, we have an Accessibility Checker built into our Brightspace Editor. Faculty can use this to scan a new content piece for any non-accessible content.



The Accessibility Checker

Where is the media associated with a class stored? (movies, images, etc)

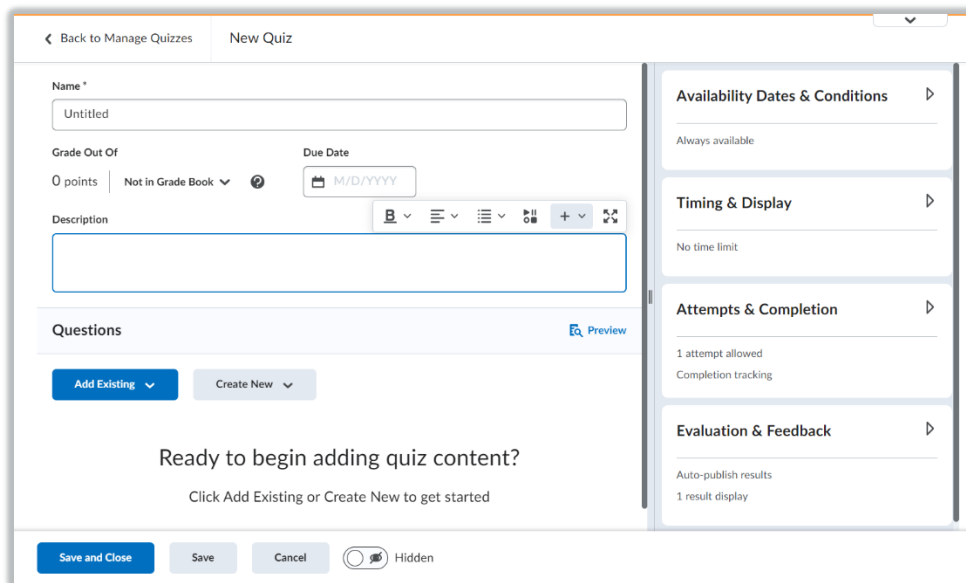
Brightspace's Media Library makes it easy to quickly access, create, edit, and manage audio-visual content. Media Library provides users with media processing, storage, auto-captioning and caption editing, and streaming tools for content created through Brightspace. Media Library includes options to filter content based on content type, source, date modified, or date created with audio-visual media that is uploaded or created in Brightspace



Media Library

How are quizzes created, administered and graded?

Faculty can access Brightspace's Quizzes tool directly from the Content Tool and have it appear within the module. With the Quizzes tool, faculty can quickly preserve their previous work with quizzes by importing from an existing collection of questions, a CSV file, or the question and content libraries that your institution creates in Brightspace. You can import entire quizzes into a course and set them as active by default. It's also quick and easy to develop new questions and add them to the libraries so they are ready for future use in other courses or even across the organization — giving faculty time back when they next set up a quiz.



The Quiz Tool

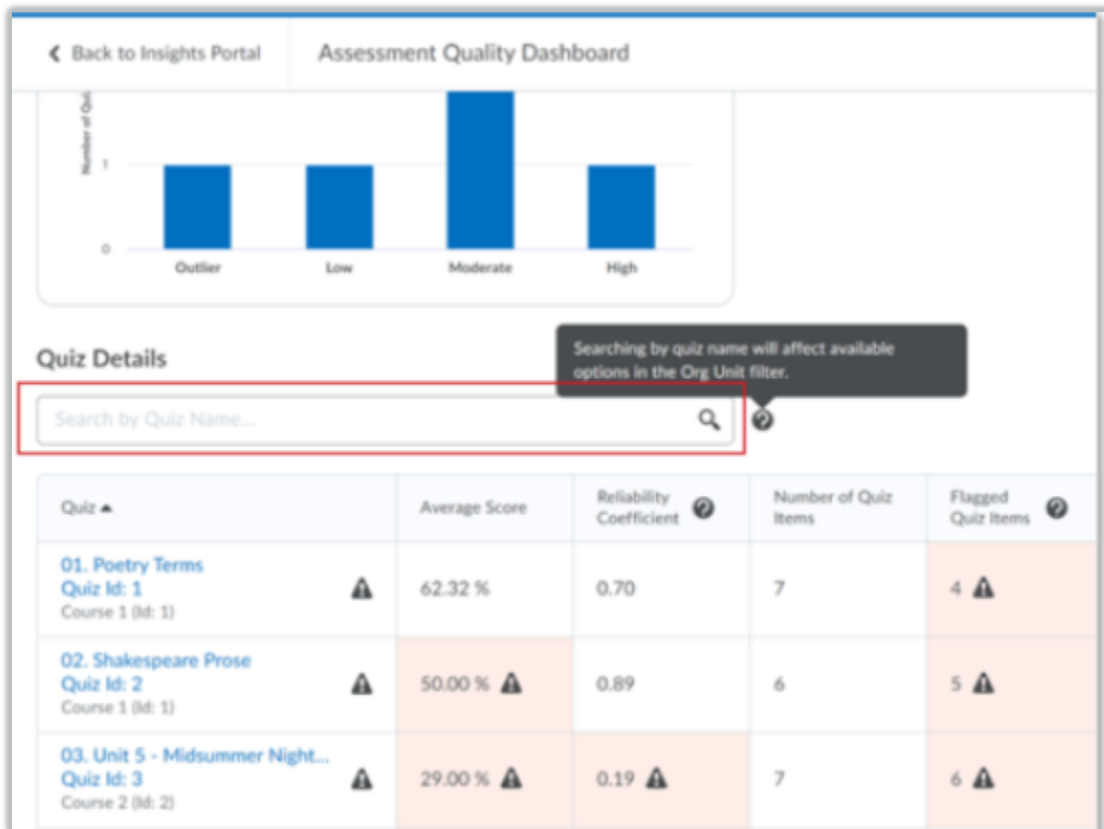
What kind of tools will help us with accreditation and/or assessment?

Yes, Institutions can leverage Brightspace's Data Hub to pull data required for accreditation such as assessment objects and results. Our Data Hub gives you full access to raw, CSV data across different teaching and learning data domains (data sets). This data can either be presented as raw data to accrediting bodies and their systems for review, or this data can be first injected into GTC's data warehouses and/or business intelligence tools for curation of reports alongside other data sources for subsequent submission to accrediting bodies and systems.

The Assessment Quality Dashboard is a favorite among institutions to truly understand the caliber of assessments using quiz and question statistics such as reliability, average grade, and correlation for all quiz and question types (except question pools). This dashboard includes a visualization that displays data for quiz details, quiz reliability and other metrics, question details and question statistics such as correlation and discrimination.

Users of this dashboard can answer questions such as:

- How do I know what quiz questions can be improved?
- Which quiz questions are students answering incorrectly most frequently?
- Is there any correlation between each question's score and the total quiz score?

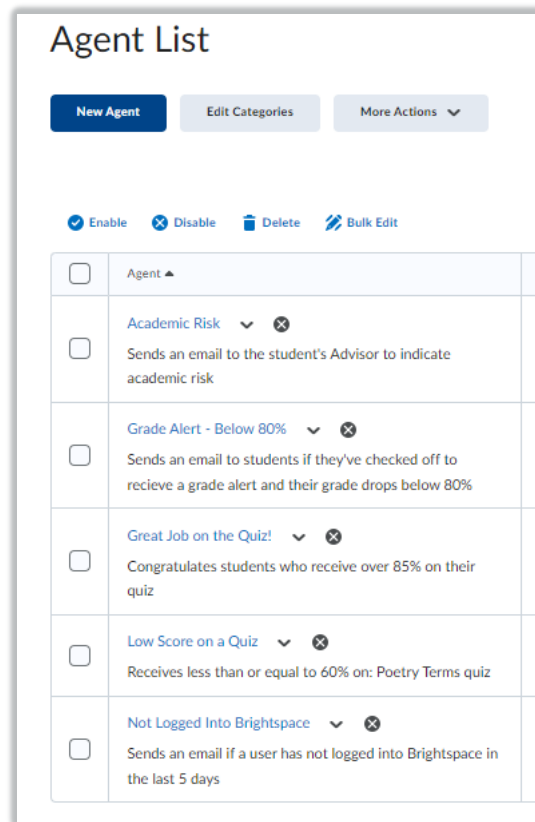


The Assessment Quality Dashboard

Can you provide some examples of pedagogical tools in this LMS that will help teachers?

Brightspace has the flexibility to be leveraged for the many ways there are to teach and learn whether that's synchronous, asynchronous, or hybrid. We provide powerful release conditions that allow faculty to design individualized content for specific groups or individual students within a course. Requirements such as completed activities or achievement levels on a specific assessment can release additional content or activities for students to complete. This allows students to work at their own level according to their own academic needs. To support all types of learners, you can provide additional time or alternate availability, without the need to create additional assignments or assessments to accommodate this need. For instance, students needing accommodation can easily be granted extra time on an assessment without making changes for others in the course.

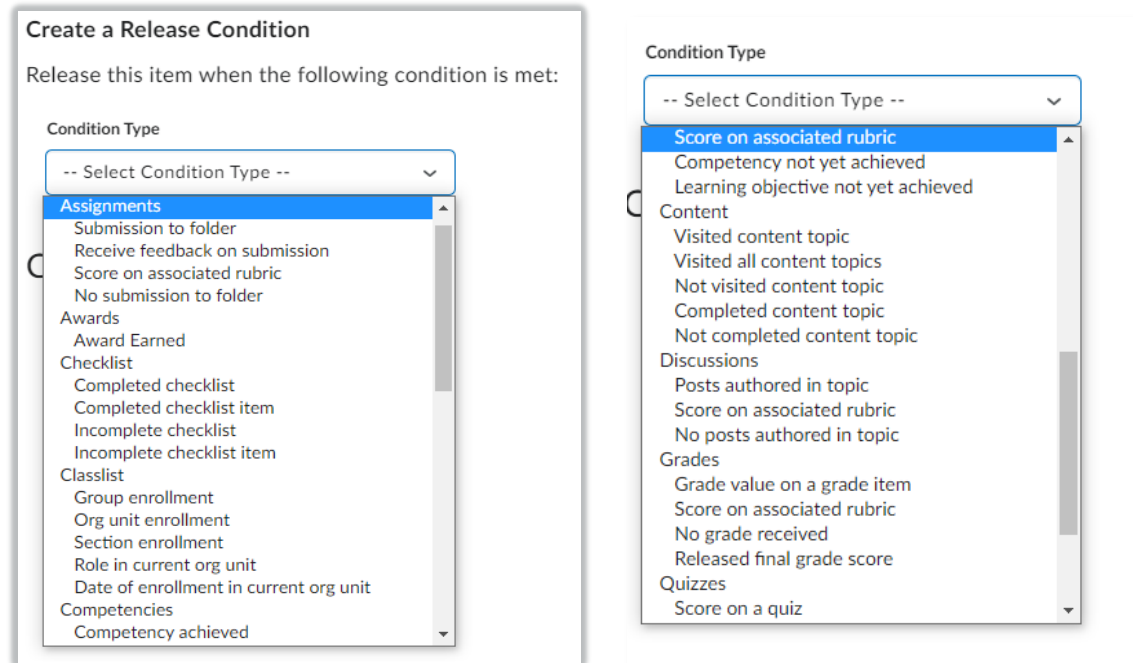
Our Intelligent Agents tool allows instructors to set conditions under which they would like themselves or students to be notified via email about a student's progress or activity in a course. Whether to congratulate learning successes, or present opportunities to intervene, this feature supports faculty with automated monitoring of student activity, without requiring them to manually check for notifications.



Are there any particular learning design principles that were used as a framework for this LMS?

As part of our accessibility value proposition, we believe that to truly support inclusive education, learning platforms must go beyond having an accessible interface; they must have flexible features to support their faculty practicing Universal Design for Learning (UDL). At D2L, we're committed to empowering faculty and building products that deliver great experiences to everyone. To do this, we focus on three layers of online learning: technology, content, and pedagogy.

- Technology: Brightspace is technically and functionally highly accessible, enabling more independent and effective teaching and learning.
- Content: Our tools, such as HTML templates, accessibility checker, and video note, can support the creation and consumption of accessible learning content.
- Pedagogy: We facilitate Universal Design for Learning as a practice of inclusive pedagogy.



What kind of tools do you provide for students with different learning styles?

We cater to a wide variety of learners by making it easy to incorporate a variety of content types and features. We cater to learners who thrive in certain learning environments like online, hybrid, or in-person. With tools like Video Assignments, Virtual Classroom, Video Note, Media Library, Equation Editors, engaging Document templates all support a wide variety of different learning styles. When it comes to features, our accessibility features ensure that no learner is blocked from engaging in their preferred style of learning. When it comes to learners who need more of a push and incentive when it comes to learning, we have an Awards tool that can automatically release awards based on various achievements. Brightspace empowers institutions to create courses that embrace models like competency-based education, self-paced learning, fully asynchronous and self-paced, project based, or your traditional linear learning experience.

Can you talk about what distinguishes your product from other LMS's?

Brightspace distinguishes itself from other LMS's in the market in the following areas:

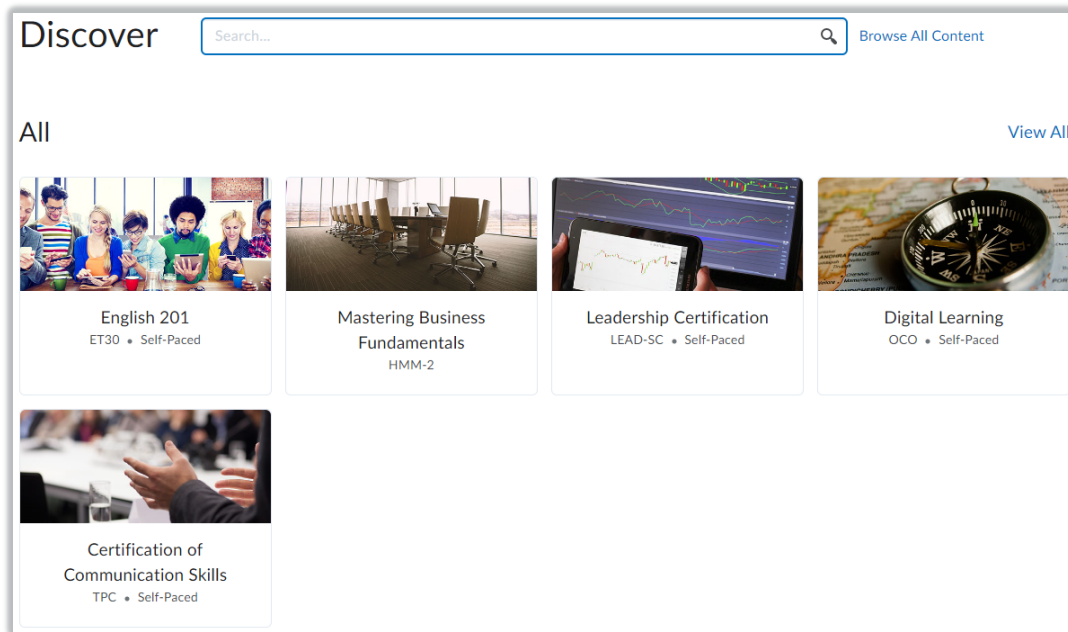
- **Accessibility:** Brightspace is an award winning LMS for software accessibility but also includes a number of features to proactively help faculty create accessible course materials including automated video captioning and an accessibility checker. Leading accessibility organizations like the National Federation for the Blind (NFB) and the Canadian National Institution for the Blind trust Brightspace as their learning platform.

- **Data and Analytics:** Brightspace provides the most robust data access available on the market. Analytics in Brightspace are meant to be actionable which allow faculty, staff or administrators to understand trends or outliers in dashboard visualizations and then have the ability to act upon them which helps drive adoption and student success.
- **Ease of Use:** Brightspace has a unique balance between a rich feature set with a modern, intuitive workflow. This approach helps faculty save time and be more productive. We often hear that Brightspace is so intuitive and has such a low learning curve that faculty do not require training.
- **Integrations:** D2L is a leader in standards compliance in the LMS market. We sit on the Board of 1EdTech (formerly IMS Global) which governs the integration standards for higher ed technologies. D2L supports the LTI 1.1 and 1.3 standards and is actively involved in helping design future improvements to these standards for the industry.
- **Support for Flexible Learning Models:** On top of supporting traditional learning models like blended/hy-flex, Brightspace is the best learning platform for flexible learning models like competency-based education, self-paced models, professional development or growth areas like continuing education. Unique features in Brightspace like Release Conditions offer over 35 rules or criteria that can be stacked on each other to create truly personalized learning experiences.

Can you talk about the ways in which collaboration and community is encouraged and supported in your LMS?

Brightspace supports the creation of course sites that can be used to support collaboration and community. These sites can allow users to interact with each other, share resources, thoughts and ideas through these dedicated spaces. Many of our clients use course sites to support both faculty and students through examples like Student Resource Centres, Student Council sites, Recreational Centres, Teaching & Learning Communities and much more.

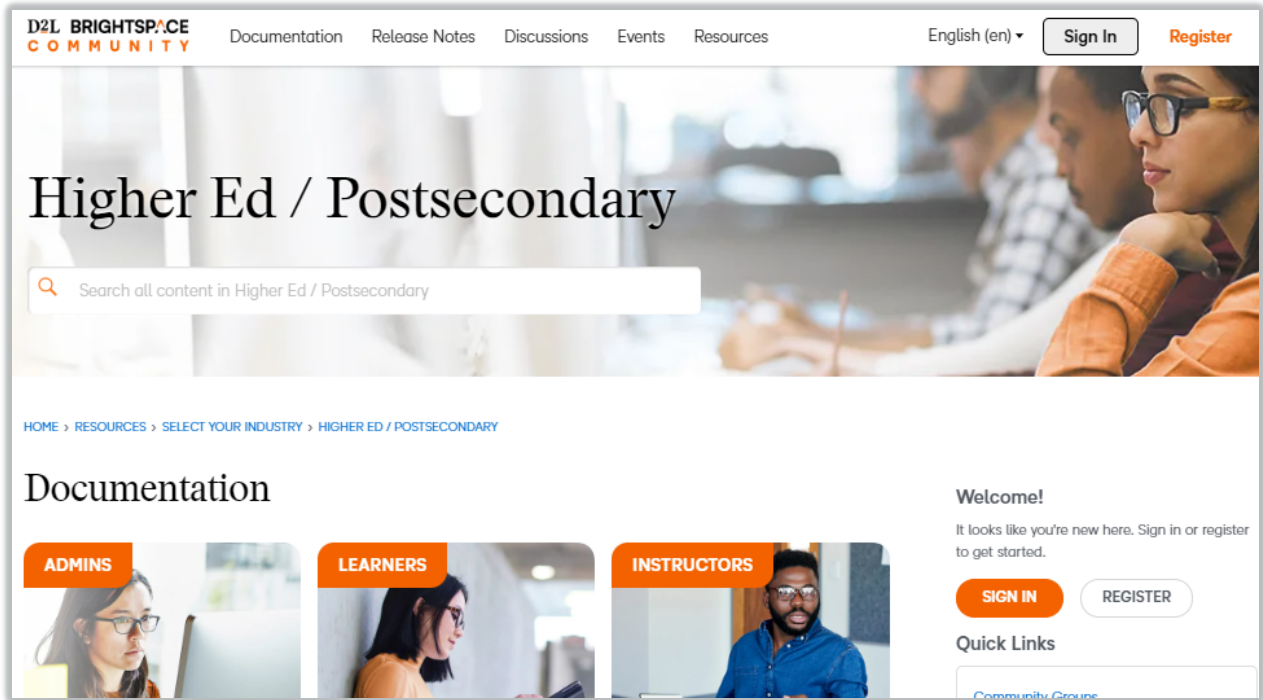
The Discover tool in Brightspace enables administrators to set these course sites as self-enrollment and allow users to search through a list of available course sites and register themselves. Brightspace also supports automated enrollment to the community course sites.



Brightspace Discover Tool

Brightspace Community

Brightspace Community is an online hub of activity and resources connecting Brightspace users, from beginners to experts. Whether you're looking to accomplish something, upgrade understanding, or gain knowledge, Brightspace Community gives you access to resources like video tutorials, webinars, product blog, groups (e.g., Analytics and Data Access, D2L Community, and Developers), release notes (including previews), documentation, and access to the Support Knowledge Base for administrators, and the Developer Platform. We make the most of your time and take a true community approach by providing a way for you to connect with us on Twitter, share or benefit from other members' expertise via discussion forums, and stay up to date on what's new. Get answers to your questions fast and access resources that help you teach and learn in new and better ways.

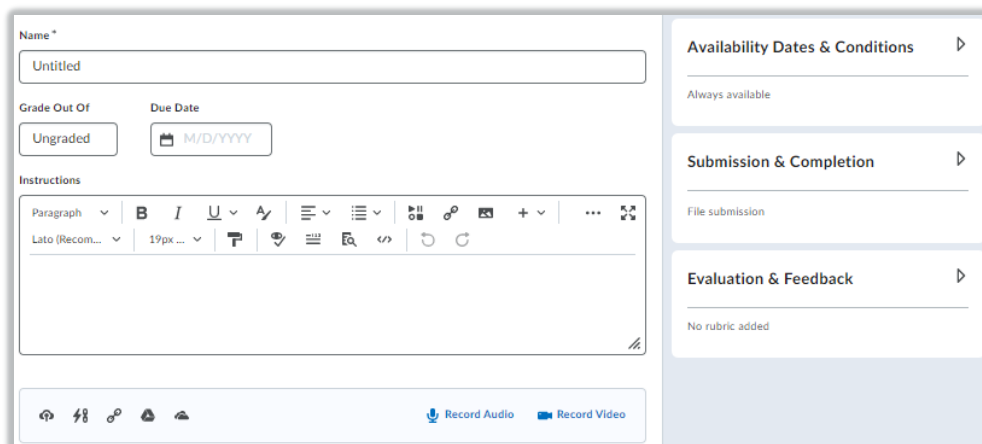


Brightspace Community for Higher Ed

The Brightspace Community helps streamline relevant content based on your role and what you're most likely wanting to accomplish with Brightspace based on the time of year (e.g., a playlist of Semester Start tutorials for instructors or Fundamentals for Administrators).

How much time does it take to learn the basics?

Brightspace is very easy to learn the basics. We've done rigorous testing to ensure navigation and workflows require little-to-no training. Drag-and-drop is available throughout the platform making it easy for faculty to create their course from scratch in seconds. Additionally, when creating assessments, Brightspace has a similar and consistent user interface across all tools which allows faculty to learn once and repeat across other assessment types from assignments, quizzes/tests and discussions.



Assignment Creation Experience

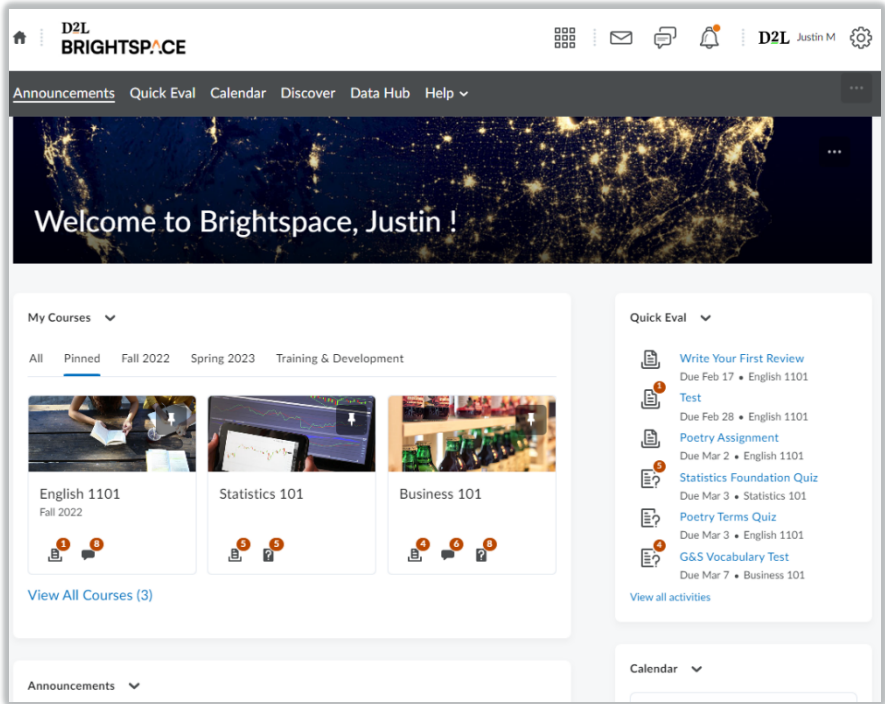
Quiz Creation Experience

As part of your agreement with D2L, we also provide the following opportunity to help enable faculty get familiar with more advanced elements of Brightspace including:

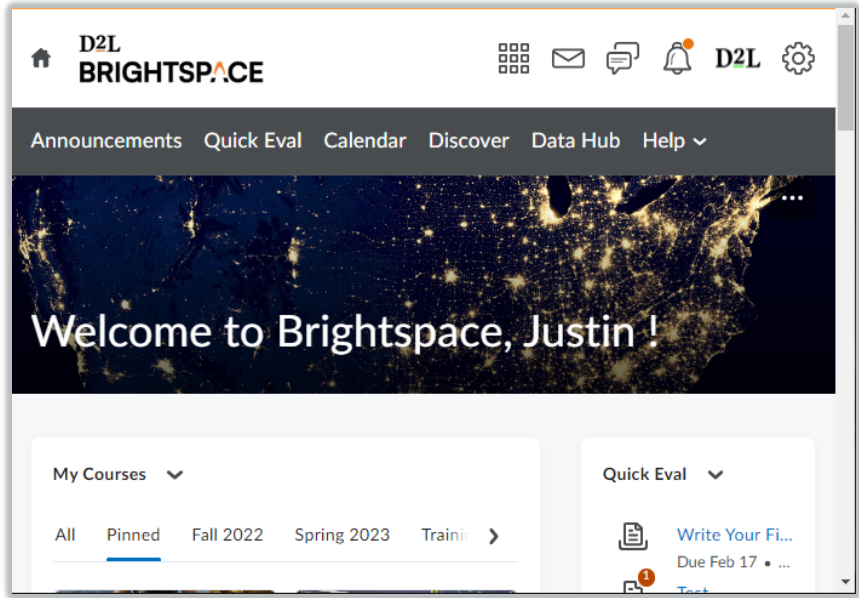
- **Private Training** – a train-the-trainer model with a custom agenda based on Mass Art’s requirements
- **Guided Training** – on-demand, self-paced courses for faculty workflows as well as, webinars
- **Documentation** – step-by-step tutorials in text and video

Is the interface the same on mobile devices such as phones or tablets?

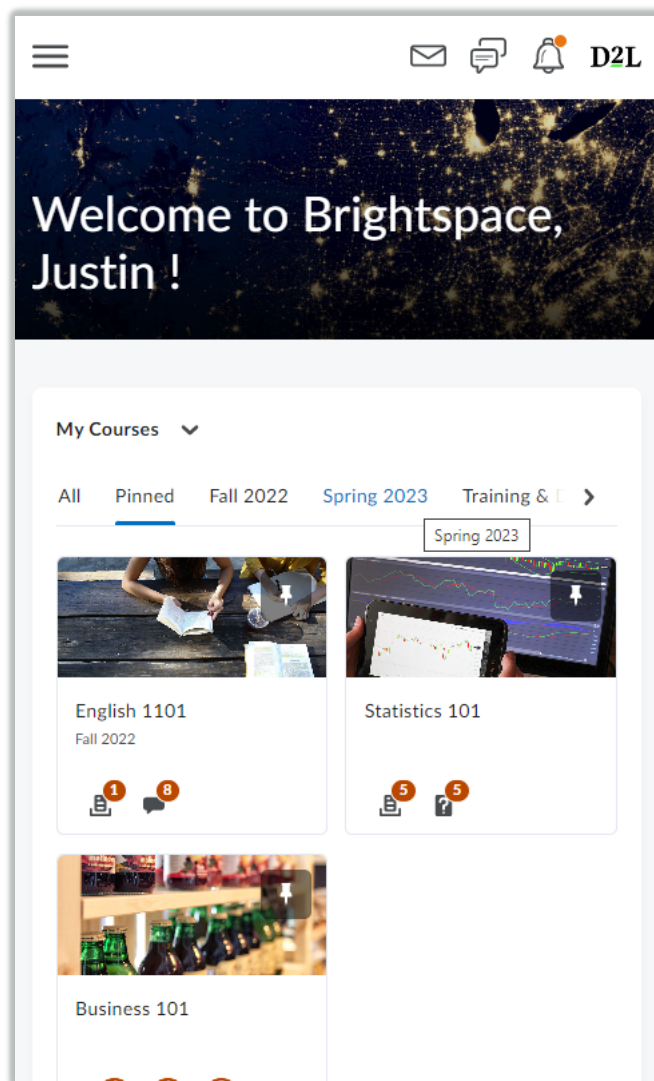
Yes. Brightspace is an entirely mobile-browser responsive platform first. Which means that as long as a user has access to an internet connection and a browser, they can access Brightspace without any loss of feature or functionality. Whether you are using a desktop browser or a phone or tablet, Brightspace’s user interface responds inline. This removes any need for constant pinching and scrolling, and neatly tucks content away into easily accessible menus to ensure that the main learning content is taking up the most screen space.



Desktop Experience



The Tablet Experience



The Mobile Experience

How easy is this to use?

Brightspace is incredibly easy to use. We designed the platform to cater to the needs of all types of users. We made sure that the platform was easy enough to use so that a first-time LMS user could quickly learn the ropes, and a power-user can still access all the robust features that they love to bring the LMS experience to the next level.

How is your interface easier than other products to use.

With our modern, intuitive interface, our use of powerful widgets, and the ability to use Brightspace on any device, we set ourselves apart from the LMS pack. You can template courses and homepages so that although the course content is different, the navigation will remain consistent throughout departments reducing learning curves. We also have the drag n drop feature all throughout the platform to easily organize content throughout your courses.

Can we create some sort of student profile which includes a photo that can be added to the roster or some other class list?

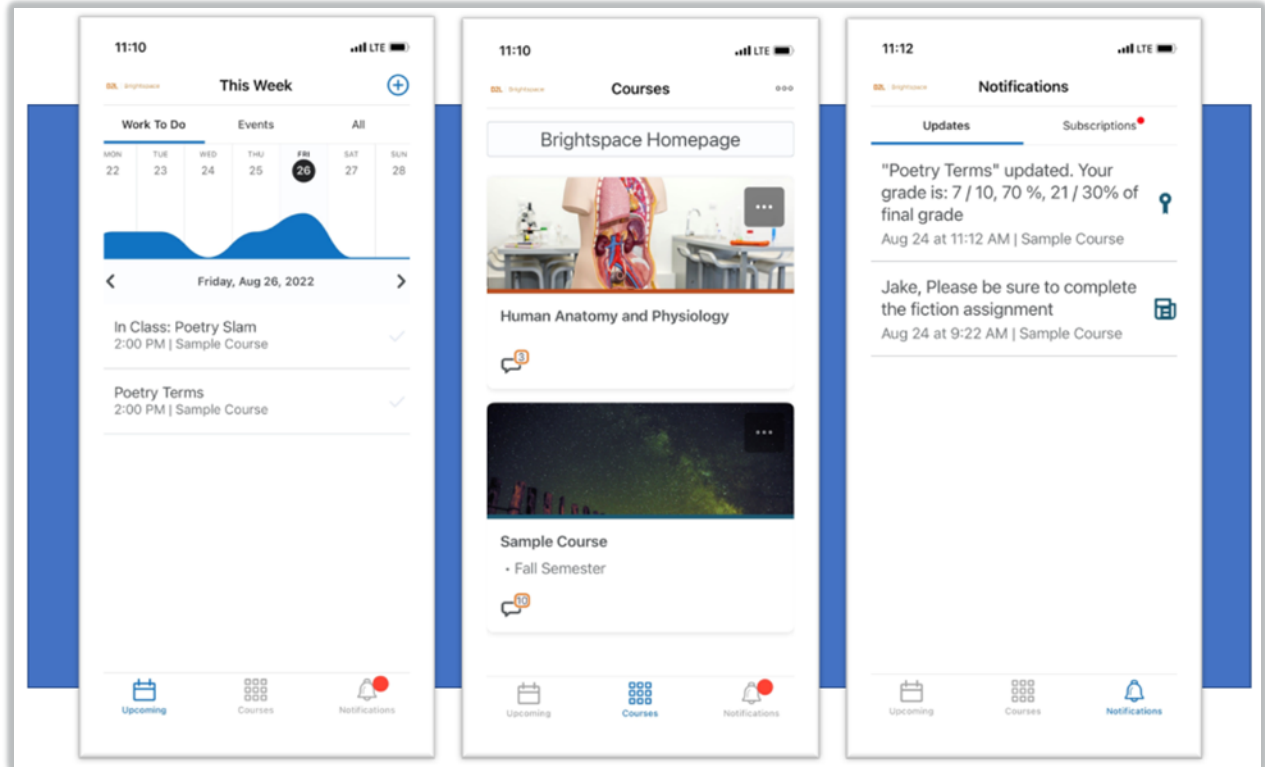
Yes. All users can upload a photo to their profile which will appear whenever you see that student within the platform.

The screenshot shows the 'Classlist' interface in D2L. At the top, there are buttons for 'Add Participants', 'Enrollment Statistics', and 'Email Classlist'. Below these are tabs for 'All', 'Instructor(s)', and 'Students'. A 'View By' dropdown is set to 'User' with an 'Apply' button. A search bar is present with a 'Show Search Options' link. Below the search bar are icons for 'Email', 'Instant Message', 'Print', 'Enrollment', and 'Unenroll'. The main content is a table with the following data:

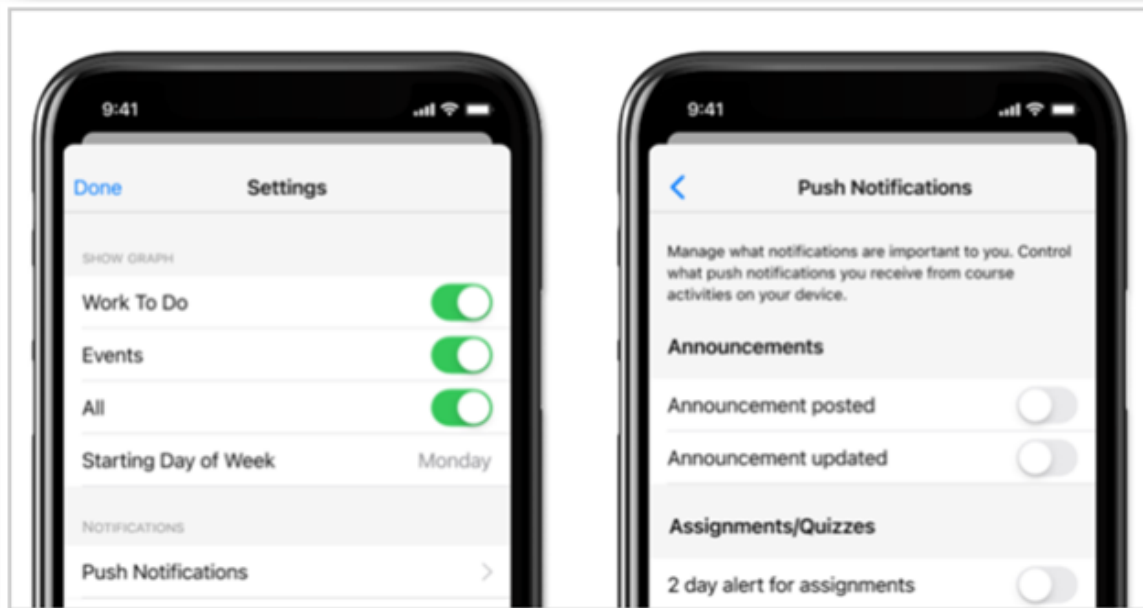
<input type="checkbox"/>	Image	Last Name ▲, First Name	Org Defined ID	Role	Last Accessed
<input type="checkbox"/>		Chen, Amy ▼	59698639	Student	Mar 2, 2023 3:14 PM
<input type="checkbox"/>		Davis, Jonathan ▼	10458723	Instructor	Oct 11, 2019 12:35 PM
<input type="checkbox"/>		Johnson, Marcus ▼	52321852	Student	Jun 28, 2022 2:42 PM
<input type="checkbox"/>		Kline, Michael ▼	46282325	Student	Jun 28, 2022 2:41 PM
<input type="checkbox"/>		Lee, Jacob ▼	22153589	Student	Feb 10, 2023 12:29 PM

What engagement features does your LMS have that can "break through" students who are already overwhelmed with floods of emails, and may ignore notifications?

With Brightspace, users have the power to set their preferences for which notifications they would like to receive and where they receive them (SMS, Email). Brightspace has a mobile app called PULSE that gives students access to push notifications directly on their mobile device. Finally, Brightspace makes it easy for students to track new notifications and what has changed since they last logged in by using a consistent orange circle icon to indicate new content. For faculty, to help make sure your content breaks through to students, you can use a feature called Replace Strings which can automatically populate a users name within a piece of content, making it harder for Students to ignore when they are being called out by name. For example: "Fiction Essays due this Friday, {FirstName}!" becomes "Fiction Essays due this Friday, Justin!". Students can track their activities and upcoming course work with the Work To Do tool. This provides students with visualizations of the work ahead and an agenda option for those who prefer a listed view.



Work To Do Tab | Homepage Tab | Notifications Tab



Students have the autonomy to customize how they want to receive their Notifications.

Questions that students might ask

How easy is it to learn?

Incredibly easy to learn! We made the switch to our modern user interface to match what users are accessing based on the devices and platforms we interact with daily. So already, the intuitive interface helps with learning navigation quickly, and we are constantly pointing students to work that needs to be done to stay on task.

How consistent is the interface from class to class (navigation, where I upload homework, discussions etc.)?

Brightspace has a consistent design and navigation throughout the platform, and your institution can customize navigation across GTC's and individual departments to provide a consistent, unique experience. The Content Tool is where you access all your course work and although the content changes from course to course, where you access that content, complete assessments, and submit your work all stays the same.

Is there a way for me to look at my standing in the class (attendance, completion and/or grades)

Yes, with Brightspace, we make it easy for learners to quickly know where they are at in a course by providing progress bars that track course and As a learner, you have access to the Class Progress tool where you can get detailed information and analytics based on a variety of success metrics (Content Completed, Submissions, Quizzing, Grades, Discussions and more). With the Grades Tool, students can view their grades and feedback as well as download feedback and annotated assignments.

Chen, Amy

Progress Summary

English 1101
Fall 2022

66 %

Grades

Current Grade	Maximum Final	Minimum Final
66 %	79.44 %	58.34 %

66 %

Grades Received: 5

Objectives

Learning Objectives Passed

100 % (2/2) Completed: 2/2

In Progress: 0

Passed: 2

Needs Remediation: 0

Content

Topics Visited	Total Visits	Time Spent
17 / 33	67	0d 1h 7m 19s

55 % Completed: 18 / 33

Topics Visited: 17

Class Progress Student View

The screenshot shows the 'Grades' page in D2L. At the top, there is a navigation bar with links for Content, Assignments, Discussions, Quizzes, Classlist, Grades, Class Progress, Course Tools, and Help. Below the navigation bar, the page title 'Grades' is displayed with a 'Print' icon. A button labeled 'Add to ePortfolio' is visible. The main heading is 'Final Calculated Grade', followed by 'Grade 66 %'. The gradebook table has columns for Grade Item, Points, Weight Achieved, Grade, and Comments and Assessments. The table is organized into sections: Quizzes (70%), Discussions (80%), and Assignments (60%). Each section lists specific items with their respective grades and feedback comments.

Grade Item	Points	Weight Achieved	Grade	Comments and Assessments
Quizzes				
			70 %	
Poetry Terms			60 %	
Bonus Quiz (Bonus)	2 / 2			
Discussions				
			80 %	
Poem Draft			80 %	<p>Overall Feedback</p> <p>Your involvement in class and hard work has paid off, Amy! Your peers also agree that this poem has character and incorporates most of the elements. As you prepare for the Poetry Slam, refer back to the Elements of a Poem to improve what you have.</p> <p>Keep up the good work. Very impressive!</p> <p>View Graded Rubric</p>
Assignments				
			60 %	
Poetry Assignment			87 %	<p>Overall Feedback</p> <p>English: Poetry Assignment v.4.0 feedback: You are almost there, keep up the effort!</p> <p>Use of Poetry Elements: Your use of all 6 elements is exemplary.</p> <p>Poem Presentation: Presentation is clear and there is some enhancement of</p>

The Student Gradebook

How hard is it to upload work?

Not hard at all. Whether it's content or assignment submissions, Brightspace makes it simple to get your work to your instructor. The page where you view your assignment details is the same page where you submit your work. You can upload your work directly from your computer, or you can drag n drop your files directly on the assignment page.

Poetry Assignment ▾

Listen ▶
◀ ▶

Instructions

Based on your peer review feedback, you will prepare and deliver your poem in class. Your grade will be based on how well you apply the elements of poetry, along with clarity and creativity. **NOTE:** Please *submit your final poems* before your live presentation.

Submissions

No submissions yet. Drag and drop to upload your assignment below.

Drop files here, or click below!

Upload
Record ▾
Choose Existing

You can upload files up to a maximum of 2 GB.

Comments

Paragraph ▾
B
I
U
A
☰
☰
🔗
🔗
Σ
☰
+
Lato (Recom... ▾
19px... ▾
⋮

/

Submit

Reflect in ePortfolio
◀ ▶

Who else can see my work?

Who can see your work depends on the roles and permissions that GTC sets. For course, only users that are enrolled can see , Instructors and TAs are permitted to see the work if they are enrolled in the course.

Are there limitations on the kind of media that I can upload?

No. The default file limit per upload is 2GB . Instructors also have the power to set which file types they will accept. Brightspace supports the most commonly used file types including JPG, PNG, PDF, DOC, DOCX, PPT, PPTX, TXT, MP3, MP4, HTML, MOV, MOV, MP3, MP4, MPG, MPEG, RA, RAM, RM, SWF, WEBM, WMV, CSV.