


Assessment in the VLE

Quick Eval

August 24, 2022

Welcome
from D2L!



Joe Sisco

VLE Consultant

Agenda

1

Introduction

2

Live Demo

3

Future Sessions

4

Resources

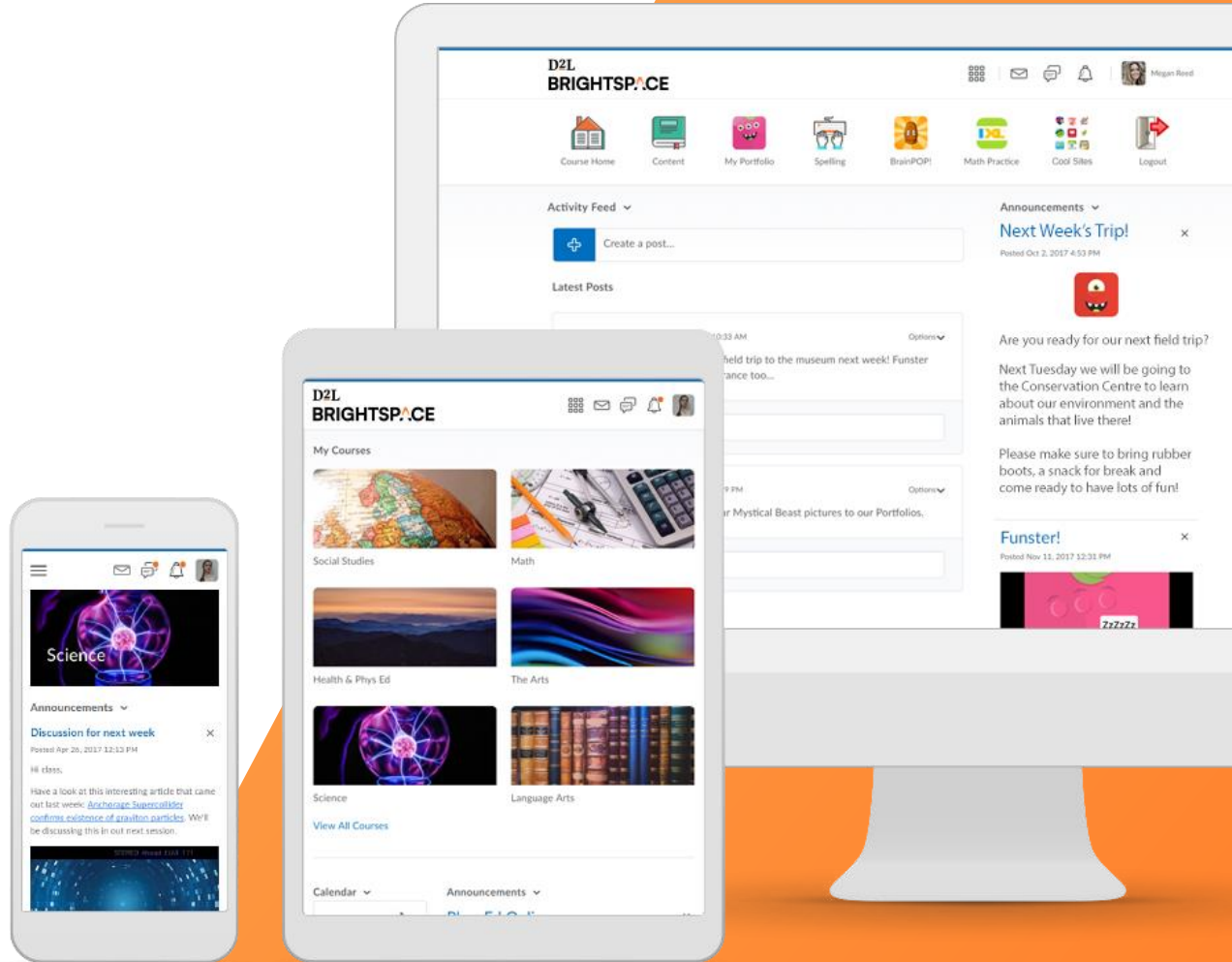
Why use Quick Eval?

- Quick Eval makes it fast and easy to complete the common tasks of working through evaluations.
- Efficient means to manage assessment & feedback for Assignments, Quizzes, and Discussions
- Available at the Course and Org level

Live Demo

In this demo, you will learn about:

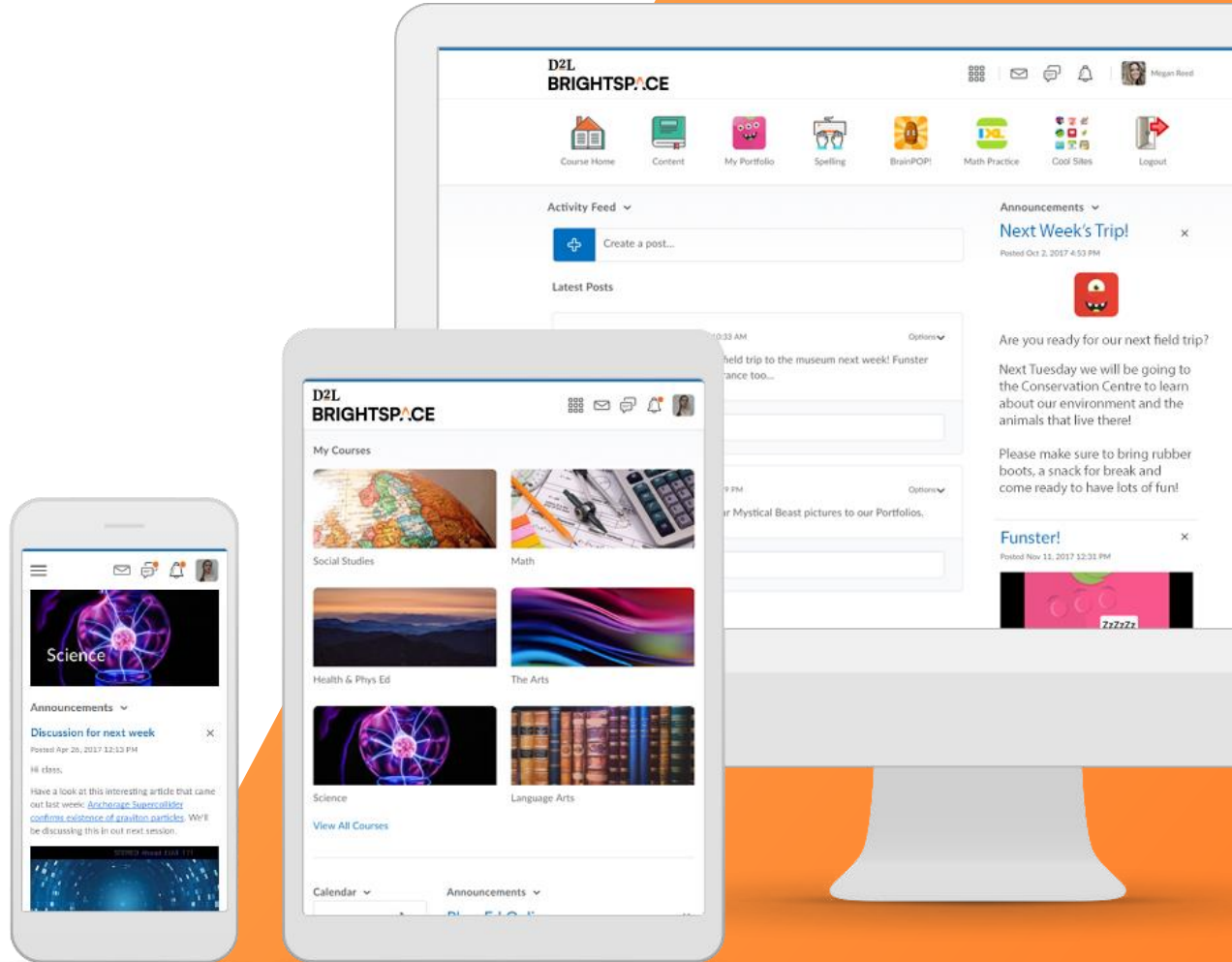
- The Quick Eval tool and Widget
- Using Quick Eval
- Some FAQs



Live Demo

In this demo, you learned how to:

- ✓ Access the Quick Eval tool and Widget
- ✓ Use Quick Eval
- ✓ Some FAQs



Future Sessions

		August 30th Setting up your Classroom	August 31st Assessment	September 1st Evaluation and Feedback
Morning	10:00 – 10:20am	Personalizing your Homepage	Portfolio to Document Learning	Class Progress
	10:30 – 10:50am	Communicating with Students	Creating Assignments 101	Setting Up your Gradebook
	11:00 – 11:20am	Creating Custom Widgets	Multimedia Rubrics	Using Mastery View to Assess Expectations
Afternoon	1:00 – 1:20pm	Creating Multimedia Lessons	Differentiated Discussions	Quick Eval
	1:30 – 1:50pm	Creating Custom Content	New Quiz Experience	Sending Automated Reminders
	2:00 – 2:30pm	Brightspace Parents and Guardians	Office Hours	Office Hours

Still need to [register](#)? It's not too late!

Additional Resources

Quick Eval Resources

- [Quick Eval – Brightspace Community](#)
- [Using the Quick Eval Tool](#)

General Resources

- [Ontario's VLE page](#)
- [One-minute workflows](#)
- [K12 Educators Getting Started](#)
- [Ontario End-User Support](#)

Thank you!

If you have questions about today's presentation...

- [Register](#) and join us for Office Hours Wednesday and Thursday at 2pm
- [Contact your TELT](#)
- Email us at k12ont@d2l.com