

Assessment in the VLE

Portfolio to Document Learning

August 31, 2022

Welcome
from D2L!



April Tanner

VLE Consultant

Agenda

1

Introduction

2

Live Demo

3

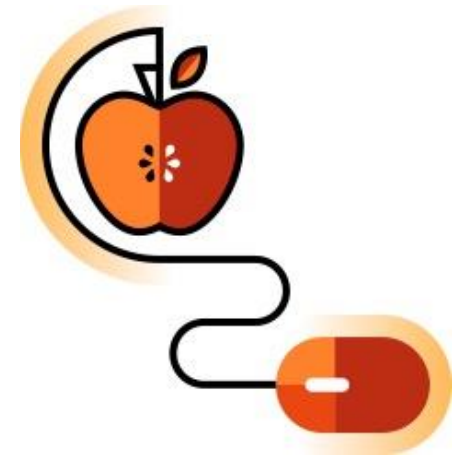
Future Sessions

4

Resources

Why Portfolio?

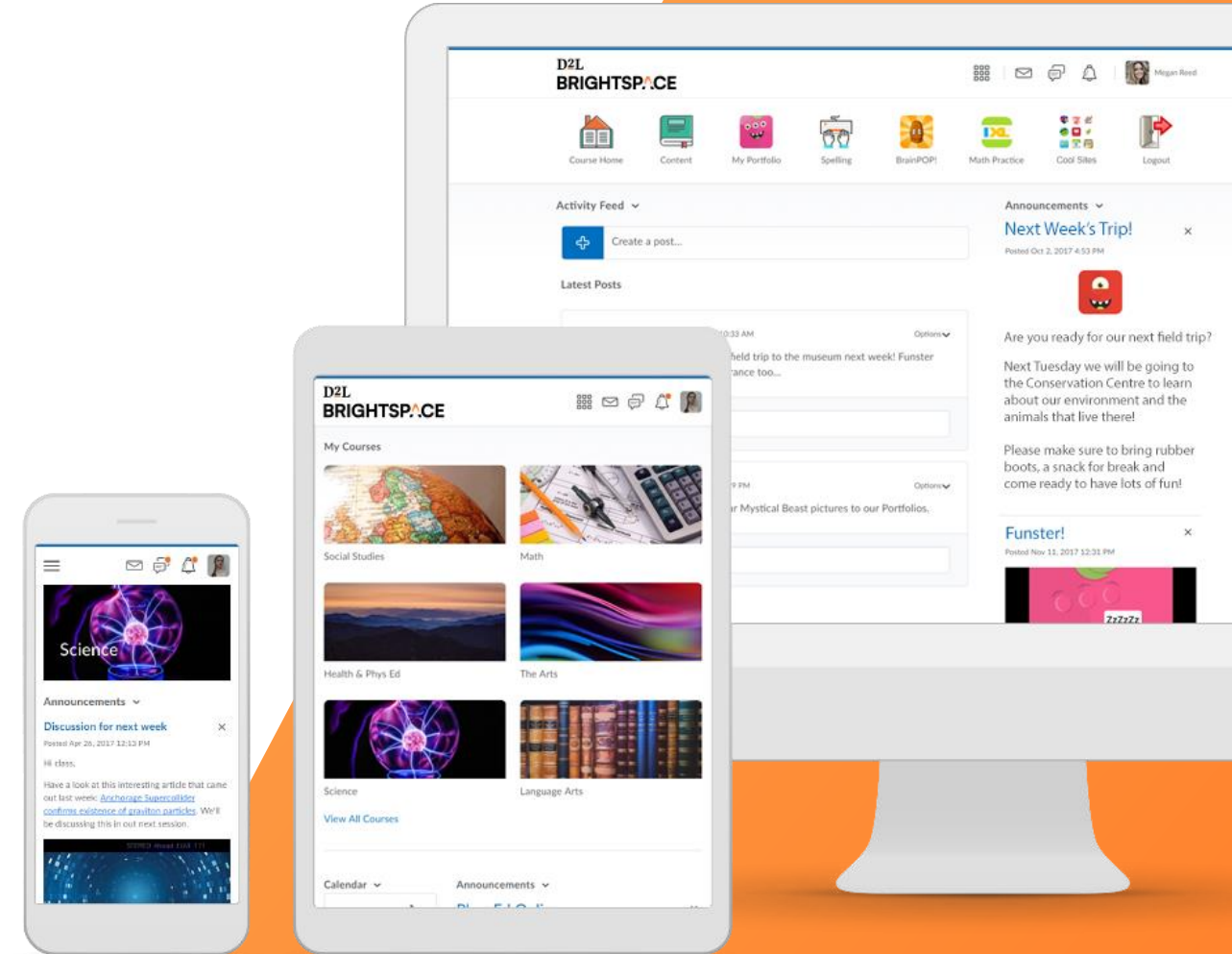
- Create student-centered digital portfolios
- Age-appropriate apps to collect evidence of learning
- Document process and growth
- Formative assessment and real-time feedback
- Meta-cognition
- Portfolio travels with the student year over year
- Secure and private data – stored in Canada
- One-click sharing with guardians using Brightspace for Parents



Live Demo

In this demo, you will learn how:

- students access and upload artefacts into Portfolio
- to view student artefacts and...
 - manage categories
 - provide feedback to learners or to teacher colleagues
 - Add a Rubric
 - Provide feedback
 - release artefact/feedback to Parents/Guardians



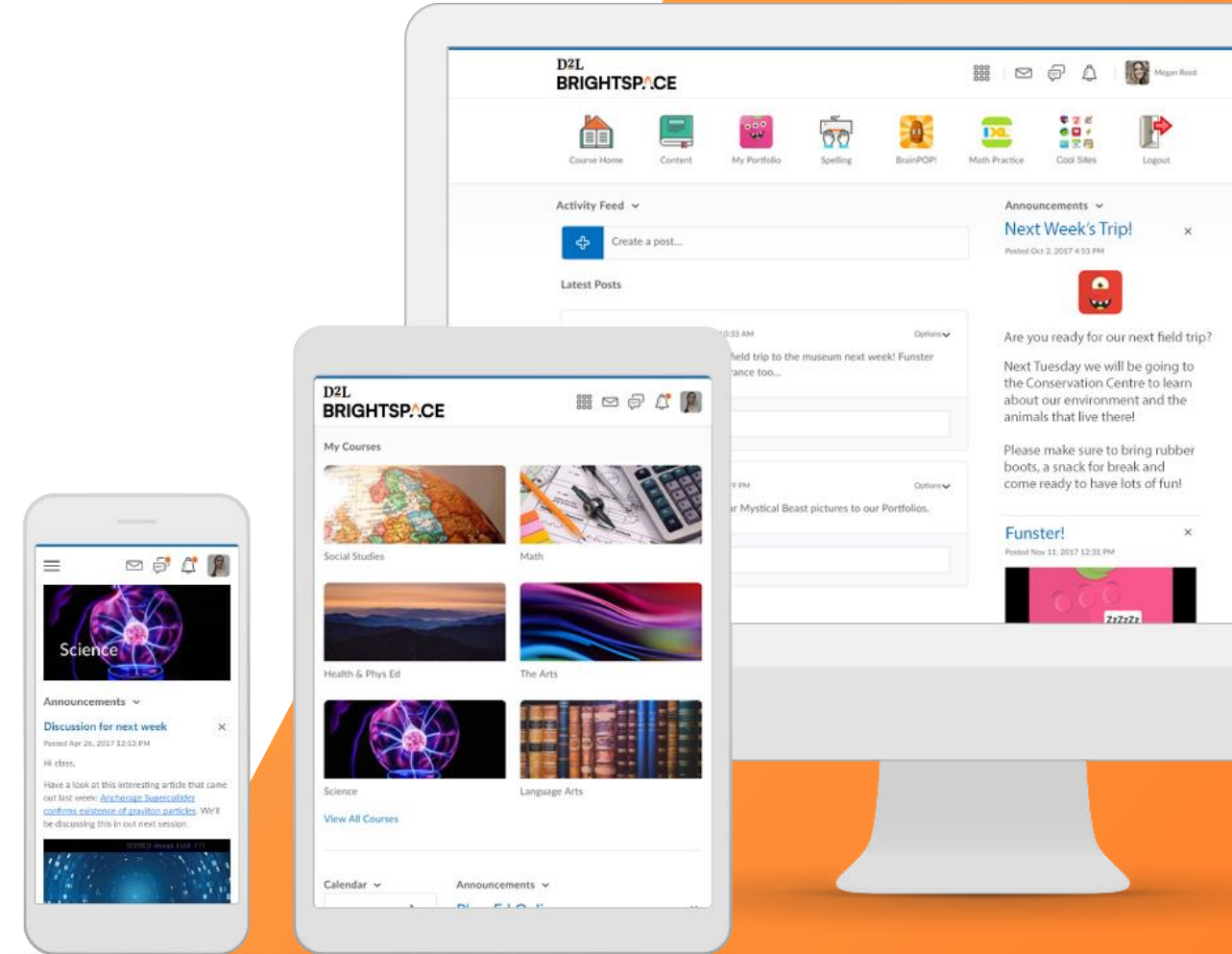
Student Demo of “My Device” Mode



Live Demo

In this demo, you learned how:

- ✓ students access and upload artefacts into Portfolio
- ✓ to view student artefacts and...
 - ✓ manage categories
 - ✓ provide feedback to learners or to teacher colleagues
 - ✓ Add a Rubric
 - ✓ Provide feedback
 - ✓ release artefact/feedback to Parents/Guardians



Back-to-School Micro-Learning Sessions

		August 30th Setting up your Classroom	August 31st Assessment	September 1st Evaluation and Feedback
Morning	10:00 – 10:20am	Personalizing your Homepage	Portfolio to Document Learning	Class Progress
	10:30 – 10:50am	Communicating with Students	Creating Assignments 101	Setting Up your Gradebook
	11:00 – 11:20am	Creating Custom Widgets	Multimedia Rubrics	Using Mastery View to Assess Expectations
Afternoon	1:00 – 1:20pm	Creating Multimedia Lessons	Differentiated Discussions	Quick Eval
	1:30 – 1:50pm	Creating Custom Content	New Quiz Experience	Sending Automated Reminders
	2:00 – 2:30pm	Brightspace Parents and Guardians	Office Hours	Office Hours

Additional Resources

Portfolio Resources

- [Documenting Student Learning with Portfolio in the VLE](#)
- [How to use Brightspace Portfolio for students](#)
- [Assess, evaluate, and provide feedback in D2L Brightspace](#)

General Resources

- [Ontario's VLE page](#)
- [One-minute workflows](#)
- [K12 Educators Getting Started](#)
- [Ontario End-User Support](#)

Thank you!

If you have questions about today's presentation...

- [Register](#) and join us for Office Hours Wednesday and Thursday at 2pm
- [Contact your TELT](#)
- Email us at k12ont@d2l.com