

# Evaluation and Feedback

Setting up your Gradebook

September 1, 2022

Welcome  
from D2L!



**Kristina Beifuss, OCT**

VLE Consultant

# Agenda

1

**Introduction**

2

**Live Demo**

3

**Future Sessions**

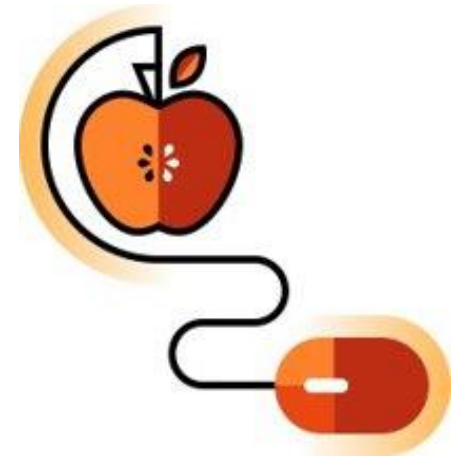
4

**Resources**

# Why Use the Gradebook?

---

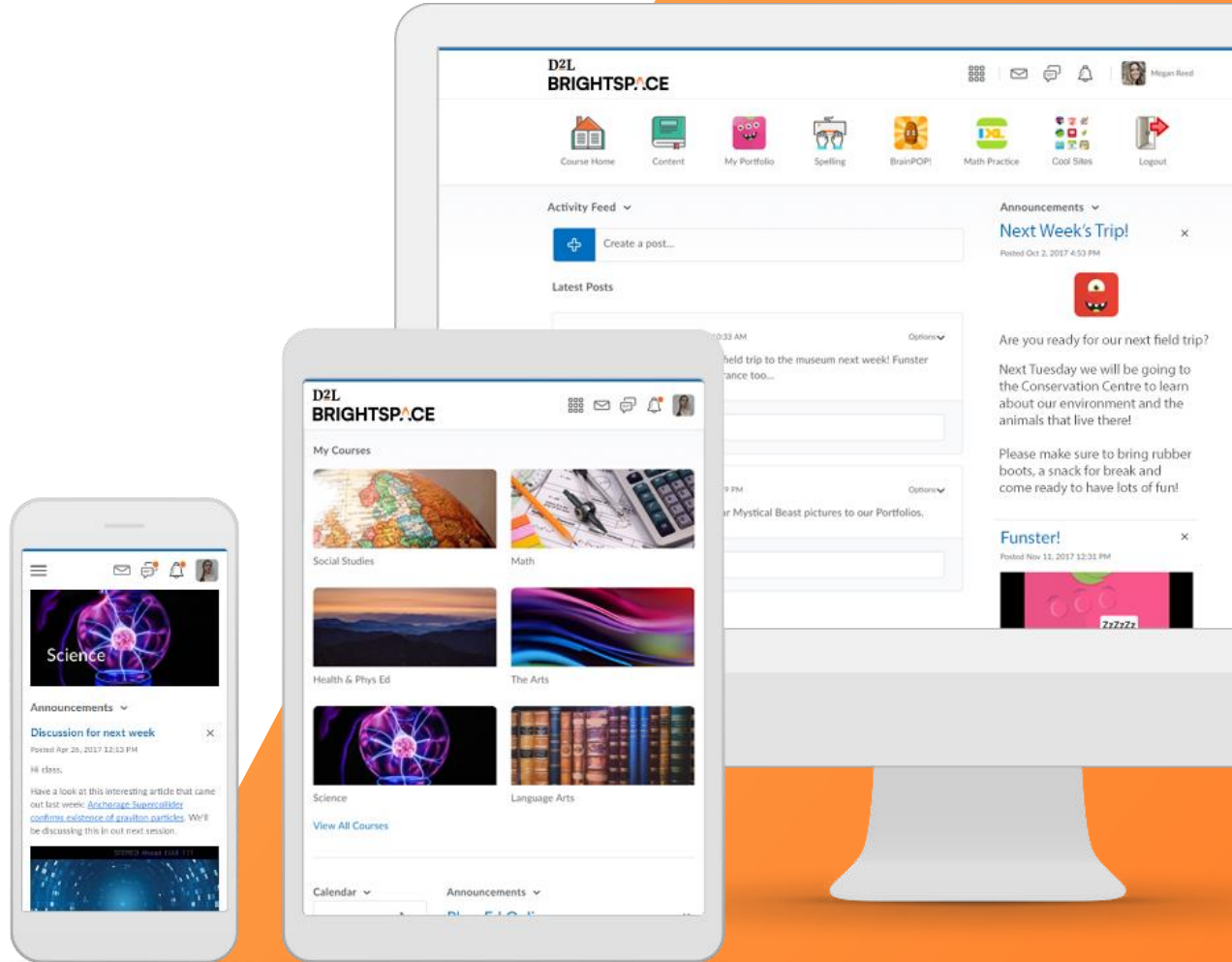
- Centralized space for recording assessments
- Customizable Gradebook for your course needs
- Easy to determine most recent, most consistent results
- Student-friendly view
- Automatic grade calculations
- Data analytics



# Live Demo

In this demo, you will learn how to:

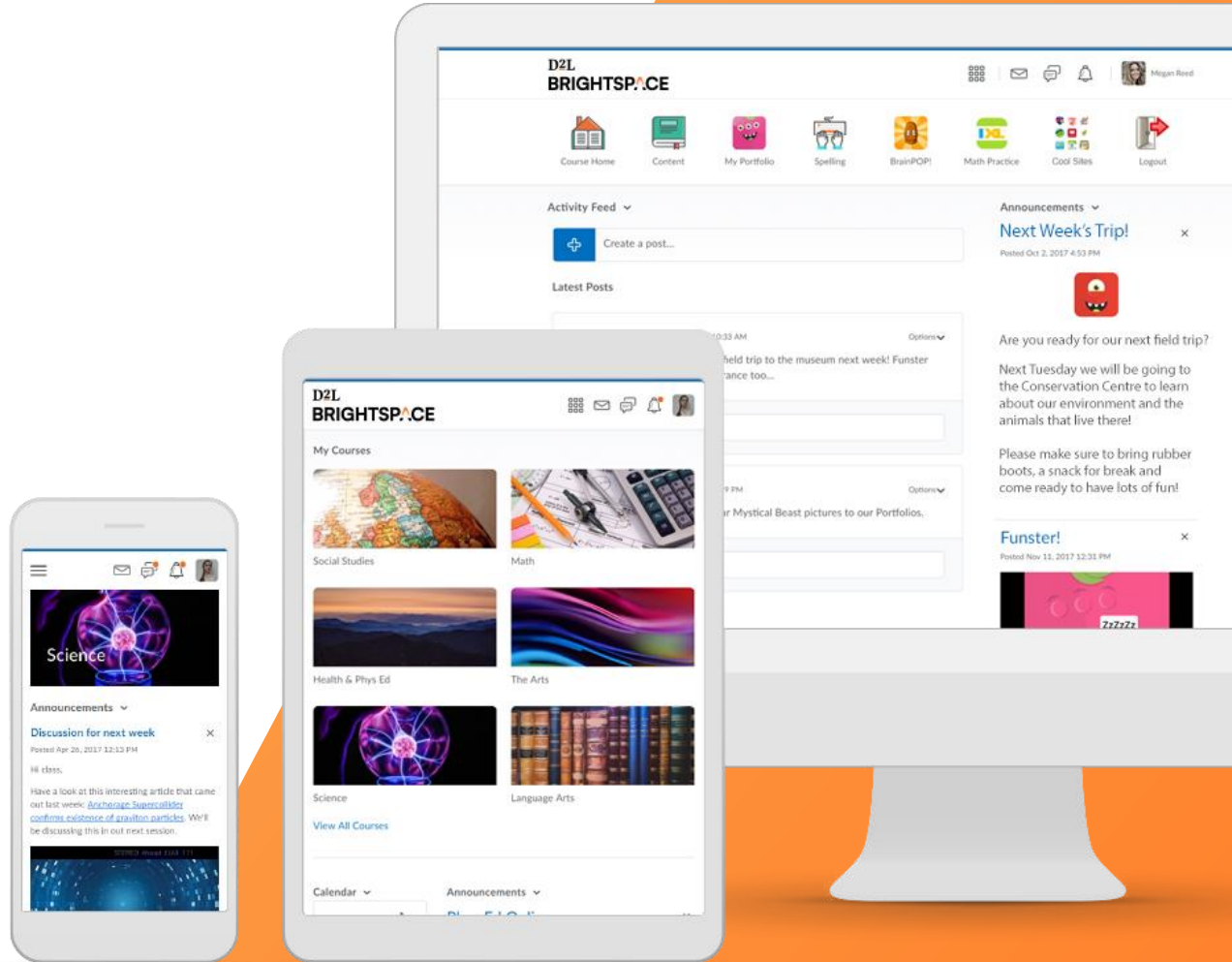
- Set up the Gradebook for your course
- Add and delete grade categories and grade items
- Enter grades
- Provide students with whole-class feedback



# Live Demo

In this demo, you learned how to:

- ✓ Set up the Gradebook for your course
- ✓ Add and delete grade categories and grade items
- ✓ Enter grades
- ✓ Provide students with whole-class feedback



# Future Sessions

		August 30th Setting up your Classroom	August 31st Assessment	September 1st Evaluation and Feedback
<b>Morning</b>	10:00 – 10:20am	Personalizing your Homepage	Portfolio to Document Learning	Class Progress
	10:30 – 10:50am	Communicating with Students	Creating Assignments 101	Setting Up your Gradebook
	11:00 – 11:20am	Creating Custom Widgets	Multimedia Rubrics	Using Mastery View to Assess Expectations
<b>Afternoon</b>	1:00 – 1:20pm	Creating Multimedia Lessons	Differentiated Discussions	Quick Eval
	1:30 – 1:50pm	Creating Custom Content	New Quiz Experience	Sending Automated Reminders
	2:00 – 2:30pm	Brightspace Parents and Guardians	Office Hours	Office Hours

Still need to [register](#)? It's not too late!

# Additional Resources

---

## Gradebook Resources


- [Set Up your Gradebook](#)
- [Create a Grading System](#)
- [Grades Tool Tutorials](#)

## General Resources

- [Ontario's VLE page](#)
- [One-minute workflows](#)
- [K12 Educators Getting Started](#)
- [Ontario End-User Support](#)

### THE POWER OF THE GRADEBOOK

#### THE GRADEBOOK



- **MANAGEMENT**
  - Create Categories, choose the calculation method and display options
  - Create Grade Items - Items may be Numeric, Pass/Fail, Calculated, SelectBox, Text
- **FUNCTIONALITY**
  - Enter or change grades for individual items or several items at a time
  - Provide multimedia feedback for any item for learners and for teacher use only

<h4>ASSIGNMENTS</h4> <ul style="list-style-type: none"><li>● File submissions</li><li>● Individual or Group</li></ul>	<h4>DISCUSSIONS</h4> <ul style="list-style-type: none"><li>● Class-wide interaction</li><li>● Small group interaction</li></ul>	<h4>QUIZZES</h4> <ul style="list-style-type: none"><li>● Tests, Quizzes, Self-Checks, etc.</li></ul>
<h4>ASSESSMENT</h4> <ul style="list-style-type: none"><li>● Text Feedback</li><li>● Rubrics</li><li>● Video Note feedback</li></ul>	<h4>ASSESSMENT</h4> <ul style="list-style-type: none"><li>● Assess individual posts</li><li>● Rubrics</li><li>● Video Note feedback</li></ul>	<h4>ASSESSMENT</h4> <ul style="list-style-type: none"><li>● Auto-grading</li><li>● Manual evaluation for written response questions</li></ul>

Educators can **associate a Grade Item** with any of the activities above right from the tool itself



# Thank you!

If you have questions about today's presentation...

- [Register](#) and join us for Office Hours today at 2pm
- [Contact your TELT](#)
- Email us at [k12ont@d2l.com](mailto:k12ont@d2l.com)