

D2L
BRIGHTSPACE

Professional
Learning

Setting Up Your Classroom

Creating Custom Content

August 30, 2022

Welcome
from D2L!



Kristina Beifuss, OCT

VLE Consultant

Agenda

1

Introduction

2

Live Demo

3

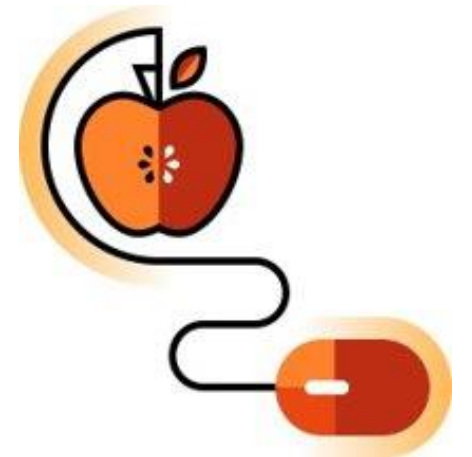
Future Sessions

4

Resources

Why Use HTML Templates in Content?

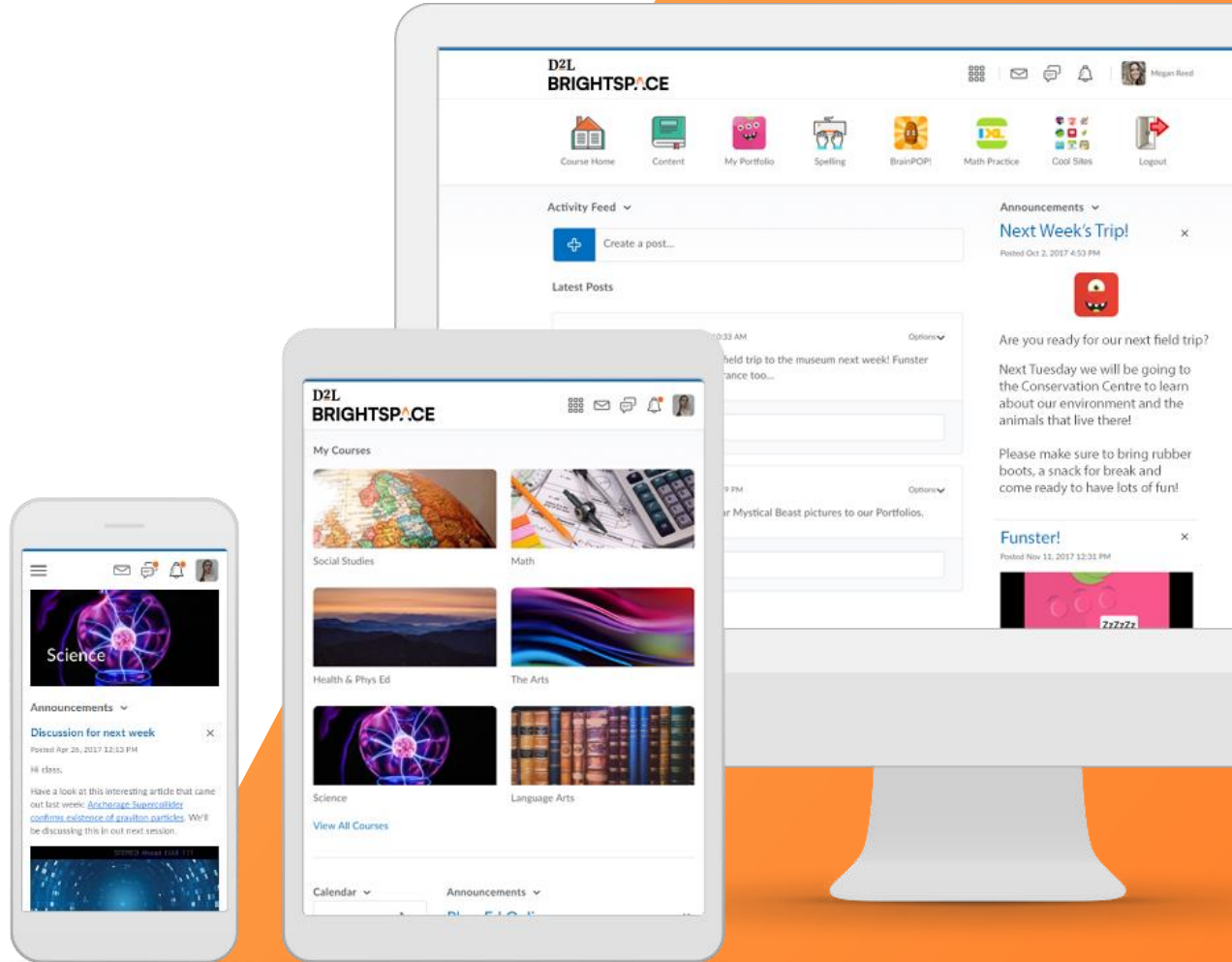
- Responsive, accessible, and interactive course pages
- Dynamic and engaging content
- No coding required!
- Quick and easy



Live Demo

In this demo, you will learn how to:

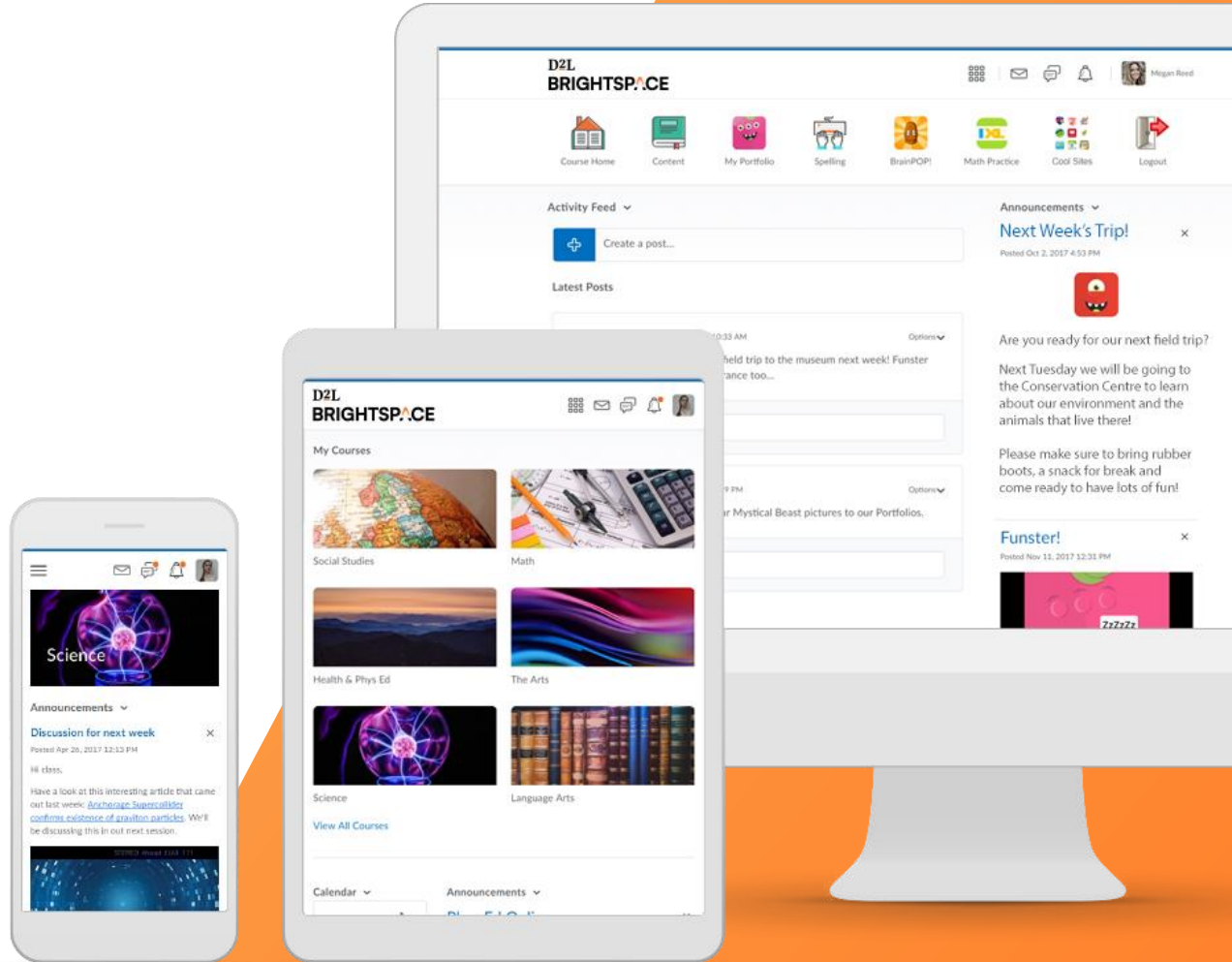
- Apply a template to Content
- Edit HTML templates using dynamic elements



Live Demo

In this demo, you learned how to:

- ✓ Apply a template to Content
- ✓ Edit HTML templates using dynamic elements



Future Sessions

		August 30th Setting up your Classroom	August 31st Assessment	September 1st Evaluation and Feedback
Morning	10:00 – 10:20am	Personalizing your Homepage	Portfolio to Document Learning	Class Progress
	10:30 – 10:50am	Communicating with Students	Creating Assignments 101	Setting Up your Gradebook
	11:00 – 11:20am	Creating Custom Widgets	Multimedia Rubrics	Using Mastery View to Assess Expectations
Afternoon	1:00 – 1:20pm	Creating Multimedia Lessons	Differentiated Discussions	Quick Eval
	1:30 – 1:50pm	Creating Custom Content	New Quiz Experience	Sending Automated Reminders
	2:00 – 2:30pm	Brightspace Parents and Guardians	Office Hours	Office Hours

Still need to [register](#)? It's not too late!

Additional Resources

Custom Content Resources

- [Edit HTML Templates](#)
- [Using HTML Templates in Lessons](#)

General Resources

- [Ontario's VLE page](#)
- [One-minute workflows](#)
- [K12 Educators Getting Started](#)
- [Ontario End-User Support](#)

Thank you!

If you have questions about today's presentation...

- [Register](#) and join us for Office Hours Wednesday and Thursday at 2pm
- [Contact your TELT](#)
- Email us at k12ont@d2l.com